

EXIT

EXIT

EXIT

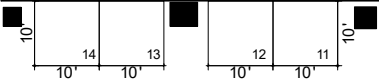
Osgoode West

POSTER AREA

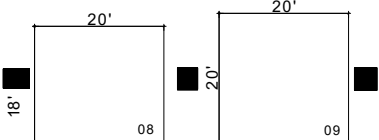
Loading bays

Sheraton C

POSTER AREA

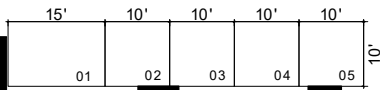
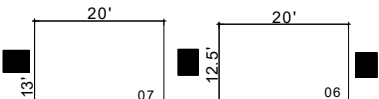


Sheraton B



Sheraton E

Sheraton A



ENTRANCE

■ = PILLARS

THE MAXIMUM BUILD-UP HEIGHT IS: 11.5'